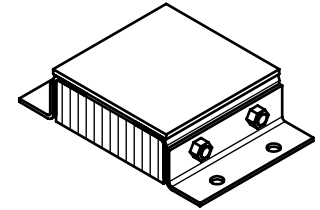
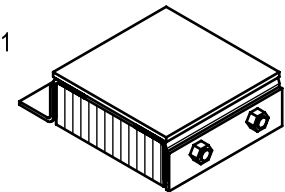


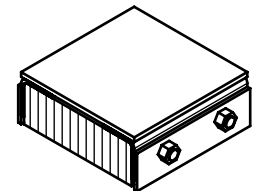
STANDARD
 model #: LB410-14SF
 part #: 22-0900
 Bolted (2) Sides



P1 CONFIG.
 model #: LB410-14SF/P1
 part #: 22-0905
 Welded (1) Side



P2 CONFIG.
 model #: LB410-14SF/P2
 part #: 22-0910
 Welded (2) Sides



ESTIMATED GROSS SHIPPING WEIGHT = 41 LBS

SPECIFICATIONS:
 FURNISH AND INSTALL STEEL-FACED LAMINATED RUBBER DOCK BUMPER AS PROVIDED BY METRO DOCK. LAMINATED PADS SHALL BE MADE FROM RECYCLED CONVEYOR BELTING AND TIRE RUBBER CUT TO 3.25" x 10" PUNCHED AND ASSEMBLED THROUGH 3/4" RODS BETWEEN 3" x 5" x 1/4" FORMED STEEL UNDER 1,500LBS OF PRESSURE. FINISH OF EXPOSED METAL SHALL BE PAINTED WITH WATER-BASED AND LEAD-FREE PAINT OR HOT-DIPPED GALVANIZED (OPTIONAL).

ALL DIMENSIONS ARE ± 1/8" UNLESS SPECIFIED OTHERWISE

DRAWN BY:
T.CHUNG

DATE:
2019-02-19

CHECKED BY:

DATE:

THE INFORMATION CONTAINED IN THIS DRAWING IS THE SOLE PROPERTY OF METRO DOCK ANY REPRODUCTION IN PART OR AS A WHOLE IS PROHIBITED.



SIZE:
A

metroDock

DESCRIPTION:

STEEL-FACED LAMINATED BUMPER LB410-14SF

SCALE:
1:10

SHEETS:
1 of 1

DRAWING NUMBER:
MKT_LB410-14SF

REV:
1