

MODEL S70 SPECIFICATIONS

L-PAD DOCK SEAL

Customer:

Contact (Name):

Phone:

PO#:

Date: mm/dd/yy:

Tag:

Door Opening: W x H

☐ 40oz Fabric Wear Pleats

Exposure: ☐ 4" ☐ 6" ☐ 8"

Dock Height: " Bumper Projection:

Options:

Approach: ☐ Level ☐ Decline ☐ Incline

☐ Projection Box _____ "D

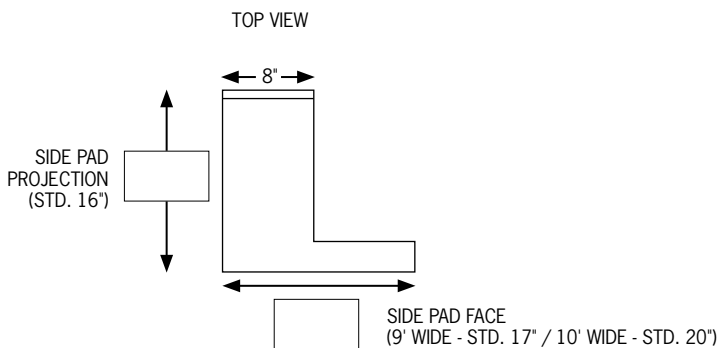
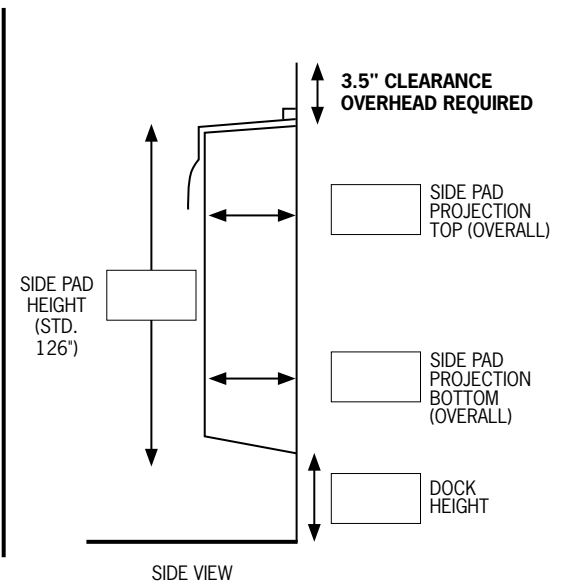
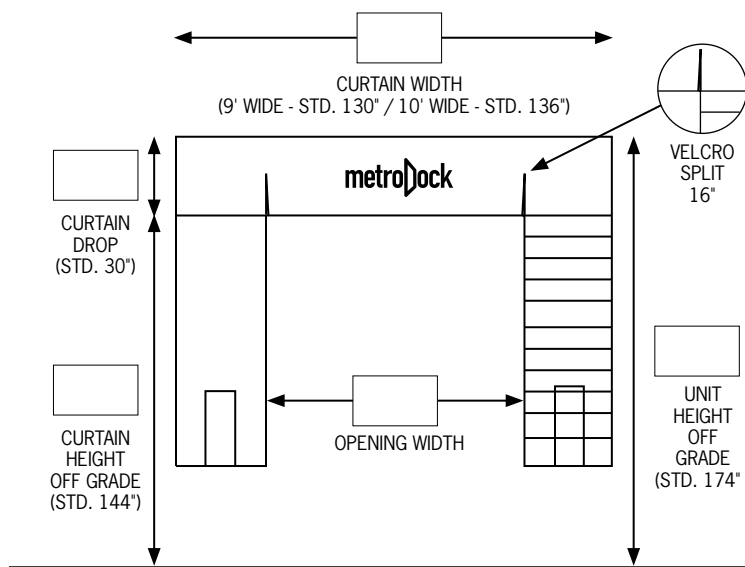
Height @ 50': " % of Grade:

☐ Full Height Guide Stripe

Quantity: Colour:

☐ Velcro Split Non-Adjustable Curtain

Base Fabric: ☐ 22oz ☐ 40oz



W = Width
H = Height
L = Length
D = Depth

APPROVED BY:

mm/dd/yy:

NOTES / OPTIONS:

FOR INTERNAL USE ONLY

DATE RECEIVED: